




Briar Road, Shepperton
Middlesex, TW17 0JB
Tel: 01932 563035
Fax: 01932 566830

Email: info.saxon@lumenlearningtrust.co.uk
Website: www.lumenlearningtrust.co.uk

Headteachers: Mrs. B. Davis M.A. & Miss N. Morris BA (Hons)
Executive Principal: Mrs. M.E. McCarthy M.A., Ed.M

Learning From Home
Year 2
Week 4 (week beginning 22th June)

Please find below details of your child’s learning from home tasks for this week.

Book of the Week	
<p>Giraffes Can’t Dance By Giles Andreae</p>  <p>https://www.youtube.com/watch?v=4UNRduYI_04&safe=active</p>	<ol style="list-style-type: none"> 1. What was Gerald very good at? 2. Why did Gerald feel sad on the day of the Jungle dance? 3. How do you think Gerald felt when the other animals laughed at him? 4. How do you think Gerald felt when the animals saw him dancing well? 5. Why do you think the author chose a giraffe for the animal who couldn’t dance?



	Learning Focus	Links to useful websites, resources and videos to support with the learning focus	Tasks to complete
Phonics/ Spelling	We are learning to spell compound words.	<p>Compound Word Lesson Video https://www.youtube.com/watch?v=tOASe7O12hE&feature=youtu.be</p> <p>Compound words games https://wordwall.net/resource/251723/english/compound-words-tgps</p> <p>Change games here:</p>	<ul style="list-style-type: none"> • Look at the Compound Word Lesson Video to remind you what compound words are. • Have a go at playing different games with compound words. You can change the games on the right side by clicking on different templates under Switch template, INTERACTIVES. • Choose one level of Correct the Compound words and complete the worksheet. • Play the Compound Words Matching Cards game. Print and cut out the cards with compound

		<p>Switch template</p> <p>INTERACTIVES</p> <p> Find the match</p> <p> Match up</p> <p> Balloon pop</p> <p> Crossword</p> <p> Quiz</p> <p>Show all</p>	<p>words <u>or</u> make your own cards by writing these words on pieces of paper (you can write more compound words of your own to make it more challenging). Mix up the cards. Lay them in rows, face down. Turn over any two cards. If the two cards match, keep them. If they don't match, turn them back over. The game is over when all the cards have been matched.</p>
--	--	---	---

<p>Reading</p>	<p>We are learning to answer retrieval questions and develop our understanding of what we read.</p>	<p>Plastic Pollution in the Ocean Know the Facts!</p> <p>Scientific estimates that 8 out of 10 seabirds have plastic in their abdomens.</p> <p>Around the world 11 million tonnes of plastic enters the ocean each year. That's the same as a dumpster truck of rubbish every month of every day!</p> <p>Scientific estimates it will take 100 years for a plastic can (bottle) to break up into the pieces in the water.</p> <p>In the UK we use 300 million single-use plastic bottles each day. About 10 million of these are thrown away each day (and 100 million are recycled tomorrow).</p> <p>A plastic bag will take 10 to 20 years to break up in the ocean.</p> <p>Animals eat plastic bags thinking they are food.</p> <p>Every day 700,000 plastic drinks containers are thrown in the UK.</p> <p>Remember the three P's! Plastic, Paper and Paper should never be thrown down the drain!</p> <p>The TOP 10 items washed up on British beaches are:</p> <ol style="list-style-type: none"> 1. Plastic rope and fishing nets 2. Tens packs of plastic or foam 3. Plastic food wrappers 4. Plastic bags 5. Plastic bottles 6. Fishing lines and lines 7. Caps from bottles and other containers 8. Pieces of fabric 9. Other plastic containers 10. Straws <p>© Nicky Tinkler's Books www.nickytsbooks.com/tcknec031</p>	<ul style="list-style-type: none"> • Task One: Read the <i>Plastic Pollution</i> text and answer the questions below • Task Two: Look at the poster <i>Plastic Pollution In the Ocean Know the Facts!</i> and write 3 facts about plastic pollution that you have learnt.
-----------------------	---	---	---

<p>Writing</p>	<p>We are learning to write for a range of purposes</p>	<p><i>All the Way to the Ocean</i> https://www.youtube.com/watch?v=sZW2ByM623g</p> <p>IF YOU LISTEN, YOU CAN HEAR THE OCEAN!</p> <p>WARNING: OVER-FISHING!</p> <p>© Gabe Pratt. All rights reserved.</p>	<ul style="list-style-type: none"> • Watch a video <i>All the Way to the Ocean</i> and read the <i>Plastic Pollution or Plastic Pollution In the Ocean Know the Facts!</i> (the reading tasks) • Write a fact file. Write 3 facts about plastic pollution and 3 ideas about what can be done to help. Use bulletpoints to write your facts. • Write a report using your facts. Your report should have 4 paragraphs. See the writing section in the attached document for more information. • Think of something that you could do at home, school or in a club to help beat plastic pollution. Look at some examples of pledges the Environment Agency has received from children. Write your own pledge.
-----------------------	---	---	--

<p>Maths</p>	<p>We are learning to solve word problems about</p>	<p>Oak National Academy lessons:</p> <p>To estimate and measure in litres https://classroom.thenational.academy/</p>	<ul style="list-style-type: none"> • Look at the Oak National Academy lessons about capacity and volume and complete the quizzes and tasks.
---------------------	---	---	--

	<p>capacity and volume.</p>	<p>essons/to-estimate-and-measure-in-litres/activities/1</p> <p>To solve word problems that involve litres https://classroom.thenational.academy/essons/to-solve-word-problems-that-involve-litres</p> <p>Challenge: To solve word problems about capacity and volume https://classroom.thenational.academy/essons/to-solve-word-problems-about-capacity-and-volume</p> <p>To solve word problems about capacity and volume - part two https://classroom.thenational.academy/essons/to-solve-word-problems-about-capacity-and-volume-part-two/</p>	<ul style="list-style-type: none"> • After finishing the lessons complete capacity and volume word problems. • Make an Ocean in a Bottle Make your own ocean in a bottle and answer Maths questions. 
<p>Project linked to foundation subject(s)</p>	<p>Project theme: Science: Plastic pollution</p> 	<p>How to make a basic P.P.T Easy https://www.youtube.com/watch?v=WvrtRdefhFY</p> <p>(see relevant links below)</p>	<ul style="list-style-type: none"> • Create a poster <u>or</u> a powerpoint presentation about plastic pollution and how to stop it. Use information from the texts you read and wrote. Your poster or presentation should have pictures but also information and tips for what people can do to help. Look into resources for examples of what your poster/presentation can look like.
<p>Other useful websites, games, resources and videos:</p> <p>https://www.earthday.org/oceans-and-plastic-pollution-quiz/ Oceans And Plastic Pollution Quiz</p> <p>https://www.bbc.co.uk/cbbc/joinin/the-deep-plastic-ocean-sos-trail The Deep: Plastic Ocean SOS – Game</p> <p>https://www.bbc.co.uk/bitesize/topics/zx882hv/articles/zsfkd2p What is an ocean habitat?</p> <p>http://www.allthewaytotheocean.com/games.html All the Way to the Ocean: Educational Games</p> <p>www.oxfordowl.co.uk Oxford Owl: (Go to ‘class login’ at the top right hand of the page – username: saxonyear2 password: year2)</p> <p>https://saxonmaths.weebly.com/ The Saxon maths website.</p> <p>https://uk.ixl.com/math/year-2 Practice Year 2 Maths skills</p> <p>https://stories.audible.com/ Audiobooks</p> <p>https://new.phonicsplay.co.uk/ Explore any of the games on here; they are all great for sound recognition and reading practice.</p>			

If you have any questions regarding your child’s learning, please send an email to: learning.saxon@lumenlearningtrust.co.uk and either Miss Doherty or Mrs Hartshorn will look into your query and respond as soon as possible.