




Briar Road, Shepperton
Middlesex, TW17 0JB
Tel: 01932 563035
Fax: 01932 566830

Email: info.saxon@lumenlearningtrust.co.uk
Website: www.lumenlearningtrust.co.uk


Headteachers: Mrs. B. Davis M.A. & Miss N. Morris BA (Hons)
Executive Principal: Mrs. M.E. McCarthy M.A., Ed.M


Learning From Home
Year 3
Week 5 (week beginning 29th June)


Please find below details of your child’s learning from home tasks for this week.

Book of the Week	
<p>Amazing Grace By Mary Hoffman</p>  <p>https://www.youtube.com/watch?v=HDwGwWRCTc</p>	<ol style="list-style-type: none"> 1. In what ways did Nana help Grace's dream come true? 2. Why did her classmates believe that Grace could not be Peter Pan? Do you agree with them? Why or why not? 3. How did going to the ballet help Grace to be a better Peter Pan? 4. Suppose Grace had not tried out for the part. How would the story change? 5. Can you think of a time that you wanted to try something new and someone told you “that’s too hard for you”? How did that make you feel and how did you respond?



	Learning Focus	Links to useful websites, resources and videos to support with the learning focus	Tasks to complete										
Phonics/ Spelling	<p>Which words end with -cious and -tious?</p> <p>The shus sound is often found in adjectives and can be spelt in two different ways: -cious or -tious.</p> <p>Exception to the rule: anxious</p> <table border="1" data-bbox="297 537 699 753"> <tr> <td><u>fictitious</u></td> <td><u>delicious</u></td> </tr> <tr> <td><u>infectious</u></td> <td><u>precious</u></td> </tr> <tr> <td><u>nutritious</u></td> <td><u>suspicious</u></td> </tr> <tr> <td><u>ambitious</u></td> <td><u>vicious</u></td> </tr> <tr> <td><u>cautious</u></td> <td><u>malicious</u></td> </tr> </table> <p>Handy hint: If the root word ends in ‘ce’ the sound is usually spelt as -cious.</p>	<u>fictitious</u>	<u>delicious</u>	<u>infectious</u>	<u>precious</u>	<u>nutritious</u>	<u>suspicious</u>	<u>ambitious</u>	<u>vicious</u>	<u>cautious</u>	<u>malicious</u>	<p>https://www.bbc.co.uk/bitesize/topics/zt62mnb/articles/zp7dk7h</p>	<ol style="list-style-type: none"> 1. Watch the spelling videos on BBC bitesize. 2. Write some silly sentences with the words in them. Can you write the same sentence backwards? 3. ‘Write’ your words by cutting letters out of a newspaper or magazine. Or you can write each letter in a different font/style. 4. Make a word train. Write the entire list end-to-end as one long word. Write each new word in a different colour. 5. Write your spelling word out with a rhyming word next to them. Remember that words do not need to have the same spelling pattern to rhyme.
<u>fictitious</u>	<u>delicious</u>												
<u>infectious</u>	<u>precious</u>												
<u>nutritious</u>	<u>suspicious</u>												
<u>ambitious</u>	<u>vicious</u>												
<u>cautious</u>	<u>malicious</u>												
Reading	<p>L.O. We are learning to answer a range of questions on a non-fiction text.</p>	<p>Oxford Owl Login: U: saxonyear3 P: year3</p> <p>https://www.oxfordowl.co.uk/api/digital_books/1329.html</p> <p>Minibeast Poems</p> 	<p>Reading Task 1: Log in to Oxford Owl via ‘My Class Log in and search for the book called: ‘Minibeast Poems’.</p> <ol style="list-style-type: none"> 1. In the poem ‘The Wuzzy Wasps of Wasperton’ Can you find 3 sets of rhyming words? 2. At the end of the poem the poet has written STING! In capital letters. Why has she done this? 3. In the poem ‘Fly’ the poet has started 6 sentences with ‘you’ve’. Why do you think he has done this? 4. In the poem ‘Water Boatman’ the poet has used lots of different punctuation. What punctuation has she used and why? 										

<p>Writing</p>	<p>L.O. We are learning to use a range of punctuation.</p> <p>! exclamation mark ? question mark . full stop , comma</p>	<p>Video by Miss Brown for 3B: https://youtu.be/selfRduXXzE</p> <p>Video by Mrs Williams for 3W: https://youtu.be/yZjMIu7CVUw</p> <p>https://www.youtube.com/watch?v=9In5IUUCzAA Punctuation song</p>	<p>1. Write a letter or email to your new teacher and send it to them via the learning account. This is a great opportunity to ask your new (or old) teacher questions about Year 4!</p> <p>2. A taste of Year 4. When you are in Year 4, two of your new topics will be learning about South America and the Tudors. Can you research these topics and produce an information booklet?</p> <p>3. Write a letter to yourself from yourself. Explain how you feel and what your hopes and dreams are for the next year. What do you want to achieve in Year 4? Email them to your new teacher and you can look at them together at the end of Year 4.</p> <p>4. All about you. Write an information page all about YOU! Your new (or old) teacher would love to know all about you. This could be things you like inside and outside of school.</p>
<p>Maths</p>	<p>LO: We are learning to find and compare angles.</p>	<p>Video by Miss Brown for 3B: https://youtu.be/Blge5NnqVuc</p> <p>Video by Mrs Williams for 3W: https://youtu.be/y3c4i6lQujE</p> <p>https://www.bbc.co.uk/bitesize/articles/zwy3trd Right angles</p>	<p>1. Read this information about right angles https://www.bbc.co.uk/bitesize/articles/zwy3trd</p> <p>2. Write your full name in capital letters. Find all of the right angles. How many right angles are there? Which capital letter in your name has the most right angles?</p> <p>3. Make your own right angle checker and see how many right angles you can find in your house.</p> 

		<p>https://www.bbc.co.uk/bitesize/articles/z2gcsk7 Comparing angles</p> <p>https://static.mymaths.co.uk/xml/player/v2.2.9/build/index.html?contentPath=../en/primary/shape/angles/primary_nc_year_4_angles_lesson Interactive lesson</p>	 <p>4. Watch the video and read the information on this page: https://www.bbc.co.uk/bitesize/articles/z2gcsk7</p> <p>5. Complete Maths sheet 1</p> <p>6. Complete chapters 1 to 4 of the interactive lesson to learn more about angles.</p>
<p>Project linked to foundation subject(s) PSHE</p>	<p>Transition Week</p>	<p>https://www.youtube.com/watch?v=EpmNXbkLu6c A story about a little girl whose art teacher helps her to develop a ‘can do’ attitude.</p> <p>https://www.youtube.com/watch?v=cVWvwu31t5g&t=1s This is a story including a humorous collection of letters between a boy and his new teacher. The boy comes up with lots of creative reasons for not returning to school.</p>	<p>1. Complete the One Page Profile attached.</p> <p>2. Animal portraits. If I was an animal, I would be a because Complete this sentence and draw a picture of the animal you would be. (You can even get creative and make your own animal from a mixture of different animals).</p> <p>3. Write 3 facts about yourself. One must be made up. Can your new teacher figure out which one is made up? Have a look at the Year 4 teachers’ 3 fun facts about themselves at the bottom of the page. Can you guess which one is incorrect?</p> <p><u>Organisation challenges:</u> 1. How quickly can you get changed into your PE kit (your school clothes must be inside your PE bag). Can you do it in under 2 minutes, including</p>

			trainers? 2. Do you already know how to tie a tie? If not, now is your time to learn before you enter Year 4! See how quickly you can master it.
--	--	--	---

Other useful websites, games, resources and videos:

<https://saxonmaths.weebly.com/> - The Saxon maths website.

<https://trockstars.com/> - Times table rockstars – Can you battle your friends or your teacher?

https://www.youtube.com/results?search_query=cosmic+yogas- Cosmic Yoga for children with lots of themes.

<https://www.bbc.co.uk/bitesize/levels/zbr9wmn> - BBC bitesize have lots of educational games and videos.

<https://home.oxfordowl.co.uk/english/primary-spelling/spelling-year-3->

https://www.spellzone.com/word_lists/games-12890.htm

<https://stories.audible.com/>

If you have any questions regarding your child's learning, please send an email to:

learning.saxon@lumenlearningtrust.co.uk and either Miss Doherty or Mrs Hartshorn will look into your query and respond as soon as possible.

Miss Brown's 3 facts:

1. I have fed an elephant popcorn.
2. My dad, brother and grandad are all called Frank
3. My favourite colour is purple.

Miss Leney's 3 facts:

1. I have a white and fluffy dog called Misty.
2. I absolutely love ladybirds.
3. I have never been on a rollercoaster.