




Briar Road, Shepperton  
Middlesex, TW17 0JB  
Tel: 01932 563035  
Fax: 01932 566830


Email: [info.saxon@lumenlearningtrust.co.uk](mailto:info.saxon@lumenlearningtrust.co.uk)  
Website: [www.lumenlearningtrust.co.uk](http://www.lumenlearningtrust.co.uk)




Headteachers: Mrs. B. Davis M.A. & Miss N. Morris BA (Hons)  
Executive Principal: Mrs. M.E. McCarthy M.A., Ed.M






**Learning From Home**  
**Year 3**  
**Week 6 (week beginning 6<sup>th</sup> July )**


Please find below details of your child’s learning from home tasks for this week.

<b>Book of the Week</b>	
<p><a href="https://www.youtube.com/watch?v=XpSLtVXF0Mc&amp;feature=youtu.be">https://www.youtube.com/watch?v=XpSLtVXF0Mc&amp;feature=youtu.be</a> <b>Same Difference</b> (A Children's Book Story by Calida Rawles)</p> 	<ol style="list-style-type: none"> <li>1. What was similar in the way (or the manner) in which their grandmother described both their skin colour and hair? Why do you think that was?</li> <li>2. Why were the girls confused?</li> <li>3. How do you know, at the end of the story, that the girls were both happy with looking differently?</li> <li>4. Why do you think they couldn’t work out between themselves which type of hair or skin colour was better?</li> </ol>

	<b>Learning Focus</b>	<b>Links to useful websites, resources and videos to support with the learning focus</b>	<b>Tasks to complete</b>
<b>Phonics/ Spelling</b>	L.O. We are learning to spell the ‘u’ sound spelt ‘ou’ accurately. young touch double	<p><a href="https://www.youtube.com/watch?v=eLy2FD7NAAy">https://www.youtube.com/watch?v=eLy2FD7NAAy</a></p> 	<ol style="list-style-type: none"> <li>1. Watch the clip. See if you can add any other words with this spelling.</li> <li>2. Look at the word list attached. How many did you think of?</li> <li>3. Make up a silly sentence using these words. How many words can you include in a single sentence?</li> <li>4. As you learn these words write the <b>ou</b> in a different colour or underline.</li> </ol>

			5. Complete the wordsearch grid to make your own puzzle.
<b>Reading</b>	L.O. We are learning to answer questions on a non-fiction text.	 	<p>1. Read the text and answer the questions on the sheet. This <b>tennis tournament</b> would normally be taking place this week.</p> <p>2. Read and complete the questions which follow on from the Wimbledon questions on the subject of <b>plastic pollution</b>.</p>
<b>Writing</b>	L.O. We are learning to use the singular possessive apostrophe.	<p><b>Video by Miss Brown for 3B:</b>  <a href="https://youtu.be/8QO97azz1xI">https://youtu.be/8QO97azz1xI</a></p> <p><b>Video by Mrs Williams for 3W:</b>  <a href="https://youtu.be/RwisLjTpAHQ">https://youtu.be/RwisLjTpAHQ</a></p> <p><b>A cloudy lesson.</b>  <a href="https://www.youtube.com/watch?v=-45TbOGadro">https://www.youtube.com/watch?v=-45TbOGadro</a></p> <p>A clip on how to use apostrophes.  <a href="https://www.youtube.com/watch?v=zNFPnVz7JB4">https://www.youtube.com/watch?v=zNFPnVz7JB4</a></p>	 <p><b>A cloudy lesson. Watch the clip. See guidance sheet.</b></p> <ol style="list-style-type: none"> <li>1. Describe the appearance of both characters. You could name them or refer to them as the man and boy. See guidance sheet for ideas of how to use the L.O.</li> <li>2. Retell the clip or story. Don't forget to describe the characters or the scene so you can use the L.O. Create a story map or comic strip first. You could innovate the clip and create your own similar story or add detail. E.g. What did other people feel when they saw the clouds?</li> <li>3. Create a diary entry as if you were the boy or the man. How did you feel? Did that change over the course of the scene? Don't forget to describe the other character to enable you to use the L.O. easily, e.g. Bob's chest enlarged as he breathed in ready to blow. Draw a story map or plan first.</li> </ol>

<p><b>Maths</b></p>	<p>L.O. We are learning to solve questions using our times table facts.</p>	<p><b>Video by Miss Brown for 3B:</b>  <a href="https://youtu.be/0tHG878krY">https://youtu.be/0tHG878krY</a></p> <p><b>Video by Mrs Williams for 3W:</b>  <a href="https://youtu.be/ToaGOWPvs9U">https://youtu.be/ToaGOWPvs9U</a></p> <p><a href="https://saxonmaths.weebly.com/how-tovideos.html">https://saxonmaths.weebly.com/how-tovideos.html</a>          Watch the 'Representing times tables' video by Mrs Hartshorn</p> 	<p>1. After watching the video clip, complete the multiplication questions on the sheet.</p>   <p>2. Take part in the <b>Times Tables Rock Stars battle 3B v 3W.</b></p> <p>Email any password requests or other queries to:  <a href="mailto:learning.saxon@lumenlearningtrust.co.uk">learning.saxon@lumenlearningtrust.co.uk</a></p>  <p>We need you all to take part!</p> <p>It is set for <b>Monday 6th July to Friday 10th July.</b></p>
<p><b>Project linked to foundation subject(s)</b></p> <p><b>DT/Science</b></p>	<p>L.O. We are learning to design and evaluate products fit for a specific purpose.</p> 	<p><a href="https://www.stem.org.uk/home-learning/family-activities">https://www.stem.org.uk/home-learning/family-activities</a></p>	<p>Look at the STEM challenge cards attached.</p> <ol style="list-style-type: none"> <li>1. Choose and complete at least one challenge.</li> <li>2. Evaluate your design process. What was successful? Why was it successful or what did</li> </ol>

			you need to change? What problems did you have to overcome?
--	--	--	---

**Other useful websites, games, resources and videos:**

<https://saxonmaths.weebly.com/>

If you have any questions regarding your child's learning, please send an email to:

[learning.saxon@lumenlearningtrust.co.uk](mailto:learning.saxon@lumenlearningtrust.co.uk) and either Miss Doherty or Mrs Hartshorn will look into your query and respond as soon as possible.