




Briar Road, Shepperton
Middlesex, TW17 0JB
Tel: 01932 563035
Fax: 01932 566830


Email: info.saxon@lumenlearningtrust.co.uk
Website: www.lumenlearningtrust.co.uk


Headteachers: Mrs. B. Davis M.A. & Miss N. Morris BA (Hons)
Executive Principal: Mrs. M.E. McCarthy M.A., Ed.M

Learning From Home
Year 2
Week 7 (week beginning 13th July)


Please find below details of your child’s learning from home tasks for this week.

Book of the Week	
<p style="text-align: center;">Rosa Parks By Lisbeth Kaiser</p>  <p style="text-align: center;">https://www.youtube.com/watch?v=aCcSsjkQe9s</p>	<p>This week’s ‘Book of the Week’ is a true story about the American activist, Rosa Parks. Before you listen to this story, can you find out what ‘activist’ means?</p> <ol style="list-style-type: none"> 1. Who was Rosa Parks? 2. How do you think Rosa felt at the start of the story? 3. What did Rosa refuse to do on the bus? 4. What did Rosa inspire black people to do? 5. What other rights did Rosa Parks fight for? 6. Think of 3 words to describe Rosa Parks.

	Learning Focus	Links to useful websites, resources and videos to support with the learning focus	Tasks to complete
Phonics/ Spelling	We are learning to apply Year 2 spelling rules.		<ul style="list-style-type: none"> • We have attached a ‘Summer Activity Booklet’ full of spelling, grammar and punctuation activities for you to complete this week and over the summer, should you like to continue with some home learning.
Reading	We are learning to develop pleasure in reading.		<ul style="list-style-type: none"> • Read the text about Rosa Parks and answer the questions. Listening to our ‘Book of the

			<p>Week’ will also support you in producing really great answers!</p> <ul style="list-style-type: none"> • We know that lots of you have been enjoying reading a range of different books during ‘lockdown’. Create a poster about the best book you have read since being off school. <i>Who were the main characters? Where was the story set? What happened in the beginning, middle and end? What was the best part of the story? Is there anything that you would change about the book?</i> We would love to collect your posters (via email) and share them with your friends, to encourage them to read your book, too!
<p>Writing</p>	<p>We are learning to write for a range of purposes.</p>	<p>How to make a paper boat: https://www.youtube.com/watch?v=xKZrkZBSWbM https://www.wikihow.com/Make-a-Paper-Boat</p> <div data-bbox="651 1003 1008 1167" style="border: 1px solid green; padding: 5px;"> <p>Video by Miss Glaves for 2G: https://youtu.be/gykf-76IYbA</p> </div> <div data-bbox="651 1199 1008 1362" style="border: 1px solid green; padding: 5px;"> <p>Video by Mrs C for 2V: https://youtu.be/5midqMhKpns</p> </div>	<p><i>Very soon, you are going to be ‘setting sail’ on from Year 2 to Year 3! We are so proud of all you have achieved this year – if you were in school, we would have celebrated this in some way, so we would like you to celebrate at home!</i></p> <p>On a plain sheet of A4 paper, write a recount of your favourite moments from the past year (both in school and at home during the ‘lockdown’ phase). What have you particularly enjoyed? What wasn’t so great? What are you looking forward to as you move onto Year 3?</p> <p>Use all of the amazing writing skills that you have learnt this year – can you believe that one year ago, you didn’t know how to use an expanded noun phrase or a subordinating conjunction?!</p> <p>When you have finished writing your recount, follow the instructions in our video to fold up your work into a boat shape. Set it sail in your paddling pool, sink, bath or a very shallow stream as you prepare to embark on your new journey into Key Stage Two! Please do send us a video of your writing and letting it sail on to the future.</p>

			<p><i>Top tip: You may want to write up a draft first and publish this (just like we would have done in school) to create your final product.</i></p>
<p>Maths</p>	<p>We are learning to use our Year 2 Maths knowledge to play games.</p>	<div data-bbox="651 306 1013 512" style="border: 1px solid green; background-color: #e0f0e0; padding: 5px;"> <p>Video by Miss Glaves & Mrs C for 2G & 2V: https://youtu.be/v7eCJk4Bxbg</p> </div> <p>So many games and helpful videos (including alien addition!) on our very own Saxon Maths Website https://saxonmaths.weebly.com/</p> <p>Oxford Owl online Maths games https://home.oxfordowl.co.uk/?s=maths+online+activity&fwpost_types=activities&fwpost_age_categories=age-7</p> <p>BBC Bitesize Maths games and videos https://www.bbc.co.uk/bitesize/subjects/zjxhfg8</p> <p>Most popular Maths games on Maths Frame https://mathsframe.co.uk/en/resources/category/22/most-popular</p>	<p>This is the last week of term. We have selected some fun maths games that you can play with a member of your family this week and even through the holidays if you would like. Have a look at some of our favourite maths websites and play online games as well. Remember maths learning is all around us in our everyday lives. It is all about understanding numbers and enjoying yourself.</p>

<p>Project linked to foundation subject(s)</p>	<p>Project theme: PSHE Changes in living memory</p>		<p>We are approaching the end of the school year and it has been a challenging year indeed. Let's remember all the things we did during this year and during lockdown. Your task this week is to create a collage poster with all your memories of lockdown and last school year. You can use photos of you and your family that you sent us, some examples of your learning (choose the ones that you are proud of) and some pictures you drew. Write down your favourite memories and include them in your collage as well.</p> <p>We have created a collage of photos for you as well!</p>
---	---	---	---

Other useful websites, games, resources and videos:

<https://stories.audible.com/> Audiobooks
<https://new.phonicsplay.co.uk/> Explore any of the games on here; they are all great for sound recognition and reading practice.
www.oxfordowl.co.uk Oxford Owl: (Go to 'class login' at the top right hand of the page – username: saxoneyear2 password: year2)
<https://www.bbc.co.uk/bitesize/subjects/z2hs34j> BBC bitesize Physical Education
<https://uk.ixl.com/math/year-2> - Practice Year 2 Maths skills

If you have any questions regarding your child's learning, please send an email to: learning.saxon@lumenlearningtrust.co.uk and either Miss Doherty or Mrs Hartshorn will look into your query and respond as soon as possible.