



Phonics Activities Week 7

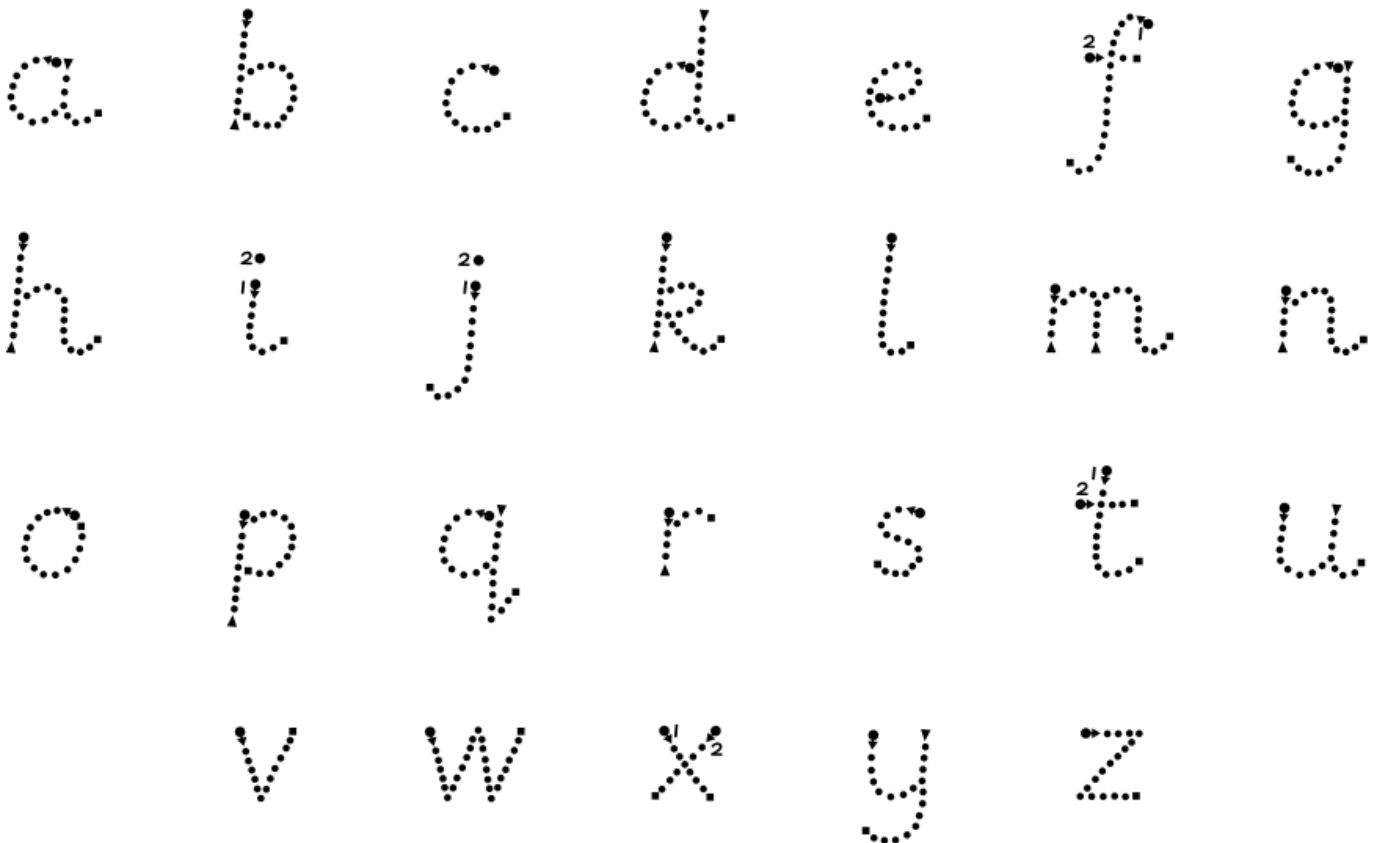


L.O. We are learning to segment the sounds in simple words and blend them together again.

Warm up: Listen to and sing along with this video to practise your phase 3 sounds.

<https://www.youtube.com/watch?v=aNcBWSBxSp0>

Activity 1: Using the alphabet template below, or write out your own, cut each letter up individually. Using a hanger like the ones in the picture, see how many digraphs you can make. Once you have made a digraph, have a go at writing out a word that includes that digraph e.g. 'ch'...'chess'. Can you remember all the phase 3 digraphs?



Activity 2: Can you substitute the words below into the sentence to make new sentences. Have a go at reading the new sentence after you have made it. Practise writing out your new sentences too!

The train had to stop in the fog.

hand

wait

Use these words to
change the sentence.

storm

truck



Activity 3: Go on a hunt around your house. You will need to read the words below, to find out what objects you must find on your hunt. Colour them in once you have found them!

lamp	chair	bed	plant
fridge	desk	sofa	window
rug	shower	door	letterbox




Reading Activities Week 7



L.O. We are learning to talk confidently about picture books using prediction, asking questions, expressing opinions.

Warm up: Take a close look at this picture. Discuss with your adult, who is this? What can you say about the tiger? How does the tiger feel? Why do you think that? What has happened?



Activity 1: Take a look at the front cover of our story this week. The title of the story is 'Augustus and His Smile'. Now that you have seen two images from the book, what do you think the story might be? Who is the main character? What is going to happen to that character? Do you think the character will meet anyone else? Discuss with an adult and then have a go at drawing a picture that represents what you think will happen in the story.

Activity 2: Read the book from beginning to end. <https://www.youtube.com/watch?v=AuQ4nUhjkM8>
Remind yourself of your prediction. What did you like about the book? Was there anything you disliked about it? Was there anything that puzzled you? Do you have any questions for or about either Augustus or tigers as a whole? Did it remind you of anything else, in real life or in stories? How did Augustus find happiness? What makes him happy?

Activity 3: Augustus visits many amazing places, can you create picture map of the journey Augustus goes on?

Please keep up the daily reading as much as possible, there are many great books on the Oxford Owl website that are suitable for a range of levels, check the Saxon website for the username and password.

Username: **saxonreception** Password: **reception**



Writing Activities Week 7



L.O. We are learning to write simple sentences using fingers spaces and full stops.

Warm up: Listen to the story of 'Augustus and His Smile'.

<https://www.youtube.com/watch?v=AuQ4nUhjkM8>

Activity 1: We would like you to write a letter to Augustus, telling him all about the things that make you smile. This might be something you do at home, someone you enjoy spending time with or something that you own which is very special. Tell Augustus all about the things that make you most happy in case there is ever a moment when he loses his smile again. Use the template below.

Dear

From

Activity 2: Share with your adult what you already know about tigers. Take a look at the last page of the book and read the amazing facts about tigers that the author has shared with you. If you would like to know even more about tigers, use a tablet or computer and research tigers. National Geographic has lots of great facts! <https://www.natgeokids.com/uk/discover/animals/general-animals/10-tiger-facts/>

Using everything you have learnt about tigers fill in the fact file below!

Animal FACT FILE

Name:

Picture:

Description:

Habitat:

Diet:

Other interesting facts:



Maths Activities Week 7



L.O. We are learning to solve number problems.

Warm up: Visit the Saxon maths website and have a go at some of the different number games.

<https://saxonmaths.weebly.com/reception.html>

Activity 1: If you have Uno cards at home use those, otherwise have some fun making your own, you will need the numbers 0 to 20. Play this game with a friend or adult. Roll 1 or 2 dice, then count up how many you have altogether on the dice and then splat the correct number card. First person wins!



Activity 2: For your maths learning this week, we would like you to have a go at problem solving. Below will be a number of different number problems that can be answered by either using addition or subtraction. You could draw out a number line or part-part whole model to help you or use the numicon sheet provided.

Take a close look at the words used in the problem, if you are being asked to find out how many you have **'altogether'** then it is likely to be an adding problem.


If you are asked, **'how many do you have left'** it is likely to be a take away problem!

Question 1: Augustus travels across 3 mountains and 4 rivers, how many mountains and rivers does Augustus travel over altogether?

Question 2: When Augustus crept under the bush, he met 12 beetles. 5 beetles were scared and scuttled off, how many beetles were left?

Question 3: If there were 6 birds chirping at the top of the tree and 7 more flew down to join them, how many birds were there altogether?

Challenge: When Augustus swam to the bottom of the deepest ocean he met 14 sparkling fish. 8 of those fish were purple, the rest were orange. How many fish were orange?





Project Week 7



Over the past seven weeks, we have “visited” many different countries, seen pictures from many different places and read stories from a variety of cultures. It has been so lovely to go on this around the world journey with you all, we hope you enjoyed it as much as we did!

After learning about so many beautiful and interesting places we have all realised how important it is to look after our planet. Therefore, your project this week is all about looking after the environment. Miss Farrington, Mrs Vaughan and Mrs Leka would like you to create some amazing pieces of art out of old and unwanted objects or recycling you have might have at home. Rather than allowing these things go to waste which can harm our environment and oceans, let us build something fantastic instead!

Below are some ideas of recycling craft projects that you can complete at home!

