

Year 3 writing guide

<https://www.pobble365.com/>

This site has a new picture every day and various different writing activities to have a go at.

<https://radioblogging.net/>

This is a live daily radio broadcast that teaches literacy. It's interactive so that children can write whilst listening to the show. Each day there are spelling, grammar and vocabulary games, followed by creative writing and the opportunity to respond to a guest author's reading. Each show features either a poet or author of the day.



Writing Activities

<https://www.talk4writing.com/home-school-units/>

This website has lots of writing booklets with a range of interesting activities to complete. There is a lot of structure and prompts in the booklets and they have engaging topics. You would be able to do the Year 4, 5 and 6 booklets.

<https://www.bbc.co.uk/bitesize/tags/zhgp/pg8/year-5-and-p6-lessons>

The BBC bitesize website has daily lessons for all different subjects. This is the link to the English lessons. There is a lot of helpful information to read through, then videos and different activities to try. You could start doing the daily lessons, or look back over some of the previous lessons and choose one you find interesting.

Planning Checklist

Year 2 teachers say:

- Have you talked about your ideas out loud?
- Have you drawn a quick picture to represent the sections you want to write (a story map) or written key words down so you know the order of what you are going to write? If you are writing non-fiction use subheadings to help organise your learning. Alternatively, if it is fiction think of the sequence and draw a line on your plan to mark a new paragraph. Do not write in full sentences yet.
- Add key vocabulary and different sentence openers.
- Talk through your plan so it makes sense to you and add any extra information.

Writing Checklist

Year 2 teachers say:


- Use your plan.
- Say your sentence out loud and remember capital letters and full stops.
- Remember to use different words to start your sentences. (e.g. adverbs, conjunctions, prepositions)
- Remember to use Year 3 conjunctions at the beginning of a sentence or in the middle to join two clauses. (e.g. when, after, until, before, if, unless, before)
- Try to use precise words and new vocabulary.
- Try to use alternative words to **said** and **went**. Can you use direct speech if it makes sense for what you are writing?
- Start a new paragraph for a new person, place, time or event.

Editing Checklist

Year 2 teachers say:


- Read your writing aloud -does it make sense? Read what you **see** not what you thought you wrote and make any changes.
- Ask an adult to read your work to you so you can hear what it sounds like. Are any words or punctuation missing? If so, add them in.
- Look back over the plan - did you include everything?
- Can you change a word for a better word to make it more interesting?
(e.g. replace went for staggered)
- Use the spelling mats to check over your core spellings. Perhaps you could learn any errors?
- Check for accurate use of capital letters and full stops.
- Are you missing any other punctuation like question marks, speech marks or a comma after the first clause?
(See punctuation page.)

Comic Strip Plan



Year 2 teachers say:

- This will be useful for some writing tasks, but not all of them. It is great for planning a story.
- We have used comic strips and drawings a lot in class this year so you should feel confident to do this.
- Draw a comic strip or some images related to your writing task.
- Talk through the drawings with someone at home so you become confident in what is happening and what you will be writing about.
- Use your drawings and comic strip plan to create your tree map.
- You can find lots of blank comic strip templates online or draw your own.



Adverbs

How?

angrily
anxiously
cautiously
cheerfully
courageously
crossly
cruelly
defiantly
doubtfully
elegantly
enthusiastically
foolishly
frantically
gently
gladly
gracefully
happily
hungrily
inquisitively
irritably
joyously
loudly
madly

merrily
nervously
quickly
sadly
safely
shyly
solemnly
weakly
well
wildly

When?

afterwards
again
before
beforehand
early
lately
never
now
often
punctually
recently
soon
then
today
tomorrow
yesterday

How often?

always
annually
constantly
daily
hourly
monthly
never
occasionally
often
once
regularly
repeatedly
sometimes
usually
yearly

Where?

above
around
away
below
down
downstairs
everywhere
here
inside
outside
there
up
upstairs
wherever

How much?

almost
completely
entirely
little
much
rather
totally
very




www.twinkl.co.uk
Copyright © 2001 twinkl

More useful adverbs...

additionally appropriately consequently
fittingly hence however
insufficiently suitably therefore

Punctuation Pyramid



Year 2 teachers say:

- If using direct speech don't forget to use inverted commas (speech marks). Remember they are used at the start and the end of words that are actually spoken.
- Remember you need a capital letter and you must have some form of punctuation before the last inverted commas (speech mark).
- **“What super learning!”** Mrs Brown announced.
- Remember how to use a comma after the first clause if you have started with a conjunction.
e.g. When he arrived at school, Bob saw his new teacher.
- Use a possessive apostrophe if there is only one person and something belongs to them.

e.g. Bob's hat

There is only **1** Bob and it is his hat.

Core Spellings

the
a
do
to
today
of
said
says
your
they
be
he
me
she
we
no

come
some
one
once
ask
friend
school
put
are
were
was
is
his
has
I
you

go
so
by
my
here
there
where
love
push
pull
full
house
our
door
poor
find

mind
floor
because
kind
behind
whole
any
child
wild
most
both
children
climb
only
old
many

clothes
cold
gold
hold
told
every
great
break
steak
busy
people
pretty
beautiful
after
fast
last

past
father
class
water
again
grass
pass
plant
path
bath
hour
move
prove
half
money
improve

sugar
could
would
sure
eye
should
who
Mr
Mrs
parents
Christmas
everybody
even

Year 2 teachers say:

- These words should all be spelt correctly in your writing.
- Once you have finished your writing, use this spelling mat to check these core words.

Year 3 and 4 Statutory Spellings

accident	caught	eighth	heard	minute	possible	strange
accidentally	centre	enough	heart	natural	potatoes	strength
actual	century	exercise	height	naughty	pressure	suppose
actually	certain	experience	history	notice	probably	surprise
address	circle	experiment	imagine	occasion	promise	therefore
answer	complete	extreme	increase	occasionally	purpose	though
appear	consider	famous	important	often	quarter	although
arrive	continue	favourite	interest	opposite	question	thought
believe	decide	February	island	ordinary	recent	through
bicycle	describe	forward	knowledge	particular	regular	various
breath	different	forwards	learn	peculiar	reign	weight
breathe	difficult	fruit	length	perhaps	remember	woman
build	disappear	grammar	library	popular	sentence	women
busy	early	group	material	position	separate	
business	earth	guard	medicine	possess	special	
calendar	eight	guide	mention	possession	straight	

Year 2 teachers say:

- Try to include words from this spelling mat in your writing.
- You should be trying to spell words from this list correctly in your writing.
- Once you have planned your writing, you could look through this spelling list and choose words that would be appropriate to include.
- When you are editing your writing, use this spelling list to check your learning.

Red Ambitious Vocabulary

abandon, abide, abysmal, accentuate, adept, advanced, adverse, aggravate, aggrieved, agonised, aimless, allocate, ambiguity, ancient, animosity, astounding, ballistic, balderdash, befuddle, biased, blatant, burdened, cavort, characteristic, collaborate, communication, competence, consequence, co-operative, courage, craze, crumple, daunting, defiant, defy, delicacy, development, dignified, disappointment, disheartened, dismay, disperse, distasteful, distribute, draft, dramatise, drench, elaborate, empathise, endurance, engrossed, enliven, examine, excruciating, excluding, existing, expense, extensive, extravagant, facilitate, familiarity, fascinate, finalise, flimsy, flourish, fluke, forbidden, fizzy, frolic, furthermore, gather, general, gist, glaring, glaze, harmless, hassle, hearty, hectic, hideous, highly, hilarious, horizon, horrify, however, humorous, hysteria, ideally, improvise, inability, inclined, indecisive, initial, inspirational, intact, intimidated, intrigued, investigate, irresistible, jaunty, kindle, knowledgeable, landscape, lavish, livid, majority, mingle, moment, monstrous, mysterious, nifty, nightmare, offend, orderly, original, otherwise, overall, perfected, performance, pledge, plight, pollution, potential, predominantly, priority, privilege, prone, propose, public, purity, queasy, query, questionable, rage, rarely, rate, realistic, reassure, reckon, redecorate, refer, refreshing, regard, regret, rejoice, relief, remain, renew, represent, resentful, responsibility, restrict, retreat, reunite, review, revisit, ridiculous, rival, rural, satisfaction, scheme, select, self-respect, senseless, sensible, shamble, shift, significant, simmer, sketchy, skilful, slouch, smuggle, sociable, soothe, spare, splatter, squim, stranded, streak, stress, stumble, succulent, suitable, surprise, support, supposed, surge, swarm, swoon, tackle, tangle, thrilled, thump, tinted, firing, tour, unattractive, undertake, unfortunately, unless, unlimited, unsuitable, unsupported, unsuspecting, unusually, victim, vigilant, vivacity, vivid, waffle, waft, warped, well-informed, whittle, wrecked, wrestle

Bob and the waggie dance



An example of a story map

Remember to add ambitious and descriptive vocabulary to this before writing.