



Briar Road, Shepperton

Middlesex, TW17 0JB

Tel: 01932 563035

Email: info.saxon@lumenlearningtrust.co.uk

Website: www.saxonprimary.co.uk

Headteacher: Miss N. Morris BA (Hons)

Executive Principal: Mrs M.E. McCarthy MA; Ed.M

Dear Reception Families,

We enjoyed a busy week in Reception last week! We read the story Conker the Chameleon and began to explore how we feel in the different Zones of Regulation. We have introduced a display in each classroom where the children can show us which zone they are in. All of the children really enjoyed our Little City Workshop, it was lovely to see their interests and interations with each other. We hope you enjoyed the photos on our Facebook page. On Thursday, we enjoyed celebrarting poetry day together, we learnt the poem "Throw a Ball" by Michael Rosen which you may have heard the children reciting at home!

**Learning**

**Our topic for this term is 'Super Me'**





Our topics are highly influenced by the children's interests therefore activities may change from those planned.

**Communication, Language & Literacy:**

- We will read 'This is how we keep healthy' a non fiction book. We will learn some new vocabulary: unique, anatomy, fantastic and similar. See if your child can show you the actions for these words!
- Children will continue to practise writing their name and use correct letter formation.

**Phonics**

This week's phonics sounds are ck (sock), e, u and r. Challenge your child to find items around the house that starts with these initial sounds. You could also practice forming the letters perhaps in a tray of dried rice or lentils using their finger.



	 sock	Open your mouth into a little smile, make your tongue flat and move it up towards the top of your mouth to say c c c	c Curl around the heel of the sock. k Down the sock, up and back down to the toe.  Catchphrase: Rock that sock!
	 elephant	Open your mouth wide and say e e e	Around the elephant's eye and curl down its trunk.

Lumen Learning Trust c/o Saxon Primary School, Briar Road, Shepperton TW17 0JB  
Limited Company Registered England No 08670599



Artsmark Silver Award  
Awarded by Arts Council England



		 <p>umbrella</p>	<p>Open your mouth wide and say u u u.</p> <p>Down and around the umbrella and back to the ground.</p>
		 <p>rainbow</p>	<p>Show me your teeth to make a rrrrr sound. rrrrr rrrrr</p> <p>From the cloud to the ground and over the rainbow.</p>

Last week, we introduced our first tricky word 'is' and this week will introduce 'I'. Tricky words are words that are not decodable using their phonics knowledge and have to be remembered by sight. You will notice the children coming home with tricky word stickers on to help them remember! We encourage regular practice of tricky words, you could display them somewhere in your home to provide constant exposure.

### Reading at home:

We hope you are enjoying sharing the books with your child. Please find below a reminder of the day they will be sent home on and the day they need to be returned to school. Please can we ask that you return the book in the plastic wallet it is sent home in, thank you.

	Sent home on:	Please return to school on:
Little Wandle reading book	Friday	Wednesday
Library bus book	Monday	Monday

Please read the Little Wandle book with your child at least three times. Please sign in your child's diary as a record. Library bus books are a book for you to enjoy sharing together and are not linked to our phonics learning.

### Maths:

We will be comparing size, mass and capacity. Please find below some suggestions for how you could support this learning at home:

- Baking together – let your child weight ingredients using scales.
- Water play – Use jugs, cups and containers to explore capacity in the bath or sink.
- Construction – build big houses, little houses, tall towers and short towers using construction materials e.g. lego.

Use maths language naturally: e.g. longer, shorter, heavier, lighter, full, empty, more, less.

### Other Areas of Learning:

- **UW (Understanding the World)** – We will think about how we keep healthy for example brushing our teeth, washing our hands and eating healthily.

- **PSED (Personal, social and emotional development)**- “Being Me in My World” – we are learning how it feels to belong and that we are all similar and different.

We have started to practice 'calm time' where we make sure our minds and bodies feel calm by listening to a special chime. We also breath in through our nose and out through our mouth, feeling our breath on our hands. you could practice this at home too.

- **EAD (Expressive arts and design)** – We will have open ended opportunities to construct and create using a range of different resources. In music, we will begin to learn a song called 'I've got a grumpy face'.

- **PD (Physical development)**- in our PE lesson we will learn how to make bridges with our body.

### Notices/reminders:

- We have been lucky to enjoy lots of Autumn sunshine so far this term, however as the weather becomes midler please ensure your child has a coat labelled with their name in school everyday. We use our outdoor area everyday. We are always striving to develop the children's independence and teach them to use the below trick for putting their coats on. It would be great if you could encourage and practice this at home too.



As always please come and see us if there are any concerns or questions, we are happy to help.

Kind Regards,

Mrs Morley, Miss Margetts and Mrs Lewis