

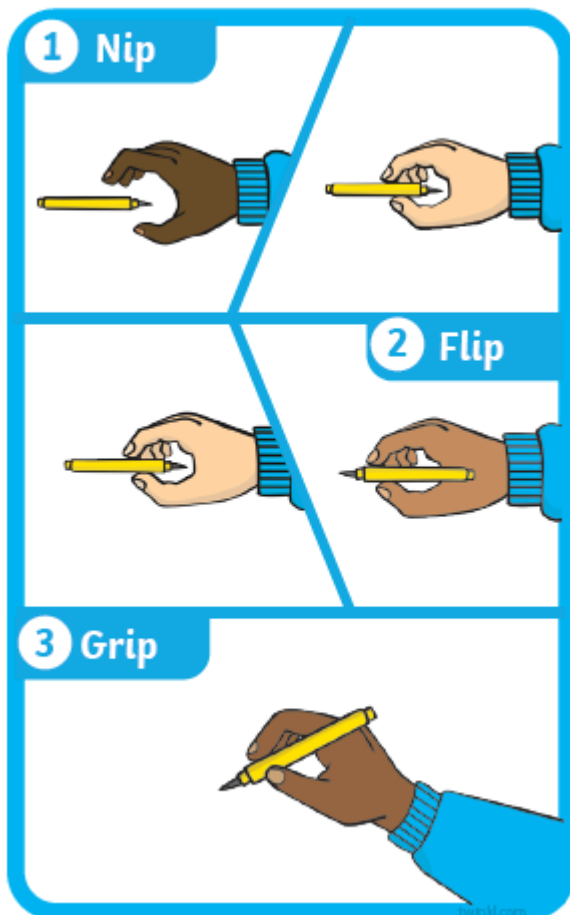


Briar Road, Shepperton
Middlesex, TW17 0JB
Tel: 01932 563035
Email: info.saxon@lumenlearningtrust.co.uk
Website: www.saxonprimary.co.uk

Headteacher: Miss N. Morris BA (Hons)
Executive Principal: Mrs M.E. McCarthy MA; Ed.M

Dear Reception Families,

Last week, we explored how to keep our bodies healthy. The children impressed us with lots of prior knowledge about teeth brushing and hand washing! In maths, we explored size by building towers, creating tea parties for different sized teddies and filling and emptying a variety of containers. We continued to practice holding our pencil correctly. Please see an image below for how we teach the children to hold their pencil.



Learning

Our topic for this term is 'Super Me'

Our topics are highly influenced by the children's interests therefore activities may change from those planned.

Lumen Learning Trust c/o Saxon Primary School, Briar Road, Shepperton TW17 0JB
Limited Company Registered England No 08670599



Communication, Language & Literacy:

-This week we will read the story 'That's My Flower'.

-We will learn the four seasons of the year; Autumn, Winter, Spring and Summer.

-We will learn some new vocabulary with actions: gust, warmth, freezing, mild and crunch. See if your child can show you the actions for these words!









-We will continue to practice the formation of the letters in our names.

-We will continue to practice the formation of the sounds we have learnt.

-We will write initial sounds in words and try to write some CVC words e.g. pin, sat, tap.

Phonics

Next week, we will introduce **h**, **b**, **f** and **l**. We will learn the tricky word **the**. Tricky words we have learnt so far: **is** and **l**.

 h	 helicopter	Open your mouth and breathe out sharply h h h	Down, up and over the helicopter.
 b	 bear	Put your lips together and say b as you open them b b b	Down the bear's back, up and around its tummy.
 f	 flamingo	Open your lips a little; put your teeth on your bottom lip and push the air out to make the sound fffff	Down the flamingo to its foot and across its wings.
 l	 lollipop	Open your mouth a little; put your tongue up to the top of your mouth, behind your teeth, and press lllll	Down the lollipop stick.

Some suggestions for how to make phonics fun at home:

-Phonics treasure hunt; place items around the house that begin with a sound we have learnt. Give your child the sound and challenge them to find the items.

-When out and about, can your child recognise any sounds they have learnt e.g. on signs, shop signs, anywhere there is writing, letters are all around us! Start small, can they find the first letter of their name!

-I spy; I spy with my little eye, something beginning with the sound ...

Reading at home:

We hope you are enjoying sharing the books with your child. Please find below a reminder of the day they will be sent home on and the day they need to be returned to school. Please can we ask that you return the book in the plastic wallet it is sent home in, thank you.

	Sent home on:	Please return to school on:
Little Wandle reading book	Friday	Wednesday
Library bus book	Monday	Monday

Please read the Little Wandle book with your child at least three times. Please sign in your child's diary as a record. Library bus books are a book for you to enjoy sharing together and are not linked to our phonics learning.

Maths:

We will explore simple patterns.

- We will copy and continue simple patterns.
- We will explore and create simple patterns.
- We will spot mistakes in similar patterns.

Suggestions for how to support this learning at home:

- You could create patterns with household objects e.g spoon, fork, spoon, fork – can your child carry the patten on? On purpose make a mistake, can they spot your mistake?
- You could also make a pattern with a fruit and vegetable snack e.g. apple, banna, grape, apple, banna, grape.
- Use your body to make a pattern! Make a movement pattern e.g. jump, clap, jump, clap.

Other Areas of Learning:

- **UW (Understanding the World)** – We will be thinking about the changes happening around us in this season 'autumn' and thinking about how plants grow.
- **PSED (Personal, social and emotional development)**- "Being Me in My World" – We are learning to start to recognise and manage our feelings.
- **EAD (Expressive arts and design)** – we will create artwork to reflect the seasons.
- **PD (Physical development)**- in our PE lesson we will negotiate high and low apparatus travelling over and under. Use a variety of ways to travel over the apparatus.

Festivals and Celebrations:

Next term, our topic will be 'Fantastic Festivals'. We would like the learning to reflect and be inclusive of the beliefs and celebrations that our children experience at home. If you would be willing to share about a celebration that you recognize in your family, we would love to welcome you into our classrooms to share this. Please speak to your child's class teacher, if you are interested.

Notices/reminders:

-A gentle reminder to please label your child's cardigans and jumpers with their name. If it is labelled, it will always find its way back to you but sometimes this can take a few days. In class, we remind the children to put their jumper straight into their book bag on their peg, when they take it off. Please could you reiterate this message at home to your child to prevent further lost childrens.

-Friday 17th October – Halloween Mufti day. Please remember no face paint, no masks and no props. We would also suggest comfortable shoes!

-Please remember all grapes, cherry tomatoes and olives must be cut in half or ideally quarters. Please refer to the school website for suitable healthy snacks.

As always please come and see us if there are any concerns or questions, we are happy to help.

Kind Regards,
Mrs Morley, Miss Margetts and Mrs Lewis