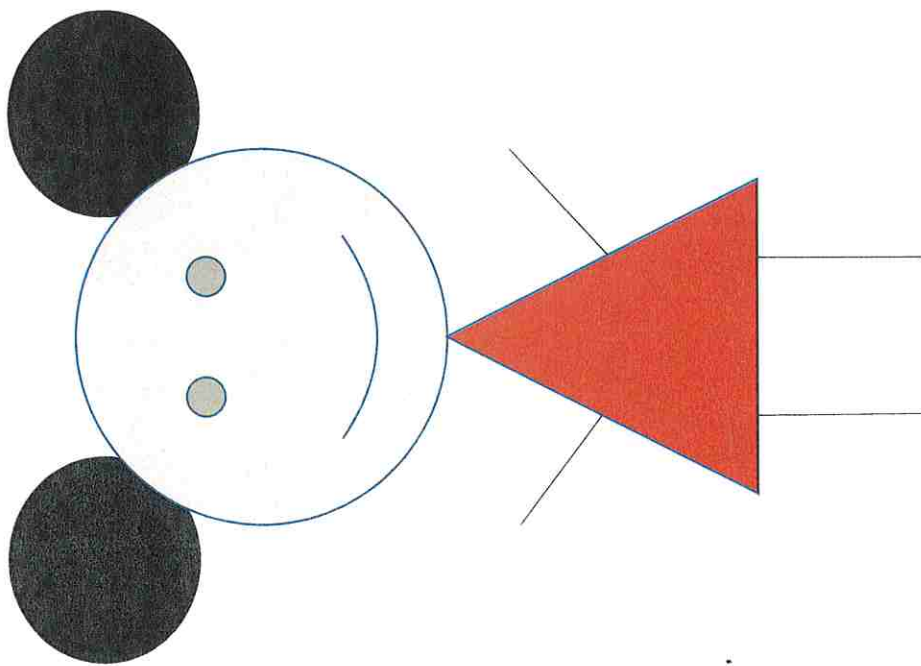
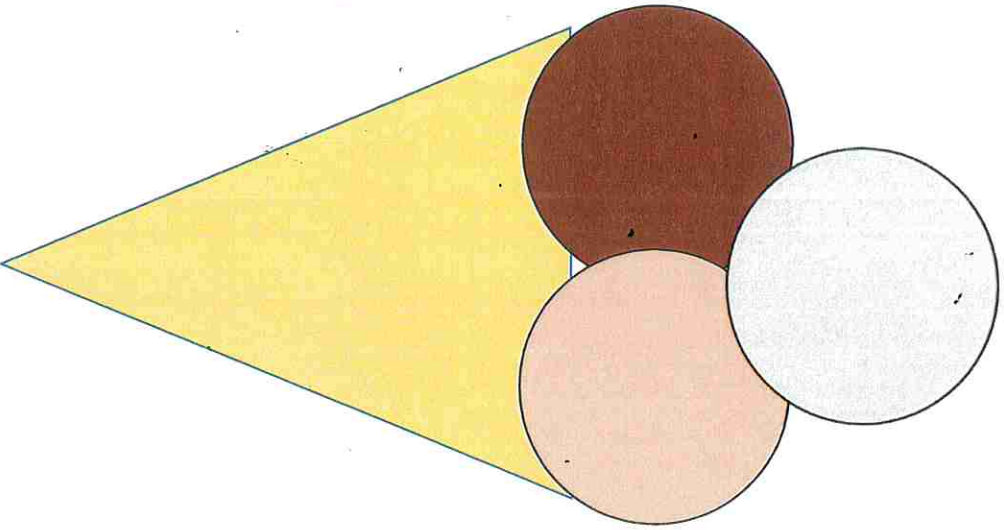


## Mickey mouse

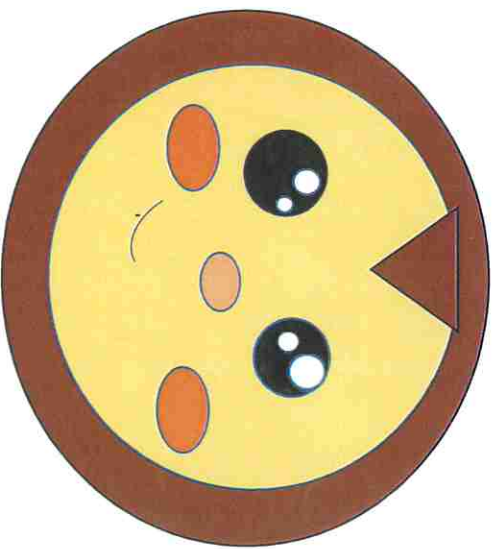
1. Is to get a smiley face from shapes and Put it to the left of your page.
2. After you have did that get two circles And fill them black and put them ether side of the face.
3. Get a triangle for the dress and colour It red but put it under the head.
4. Finally get four lines and put tow next to the triangle and put two on the legs then fill them black.





### Ice cream Sunday

1. First you go to shapes and insert a triangle and put it to the left of your page but you need to put it a medium size and put a light pink in it.
2. Next you have to put three circles on top on the triangle then shade one pink one blue and one brown.
3. Don't forget to put the pink and the brown at the bottom and the blue at the top.



## **How to draw a cute sloth**

1. Select a circle and shade it peach then put it in the Middle of your page.
2. Select a another circle but this time shade it brown rember to put it around the peach circle.
3. Select two circle and put them inside the colour peach
4. After that get four circles and shade them white then put Them inside the black circles.
5. Get three circles and put them under the eyes shade one Peach and the other to light pink put the light pink one in The middle.
6. Finally draw a smile underneath the nose.